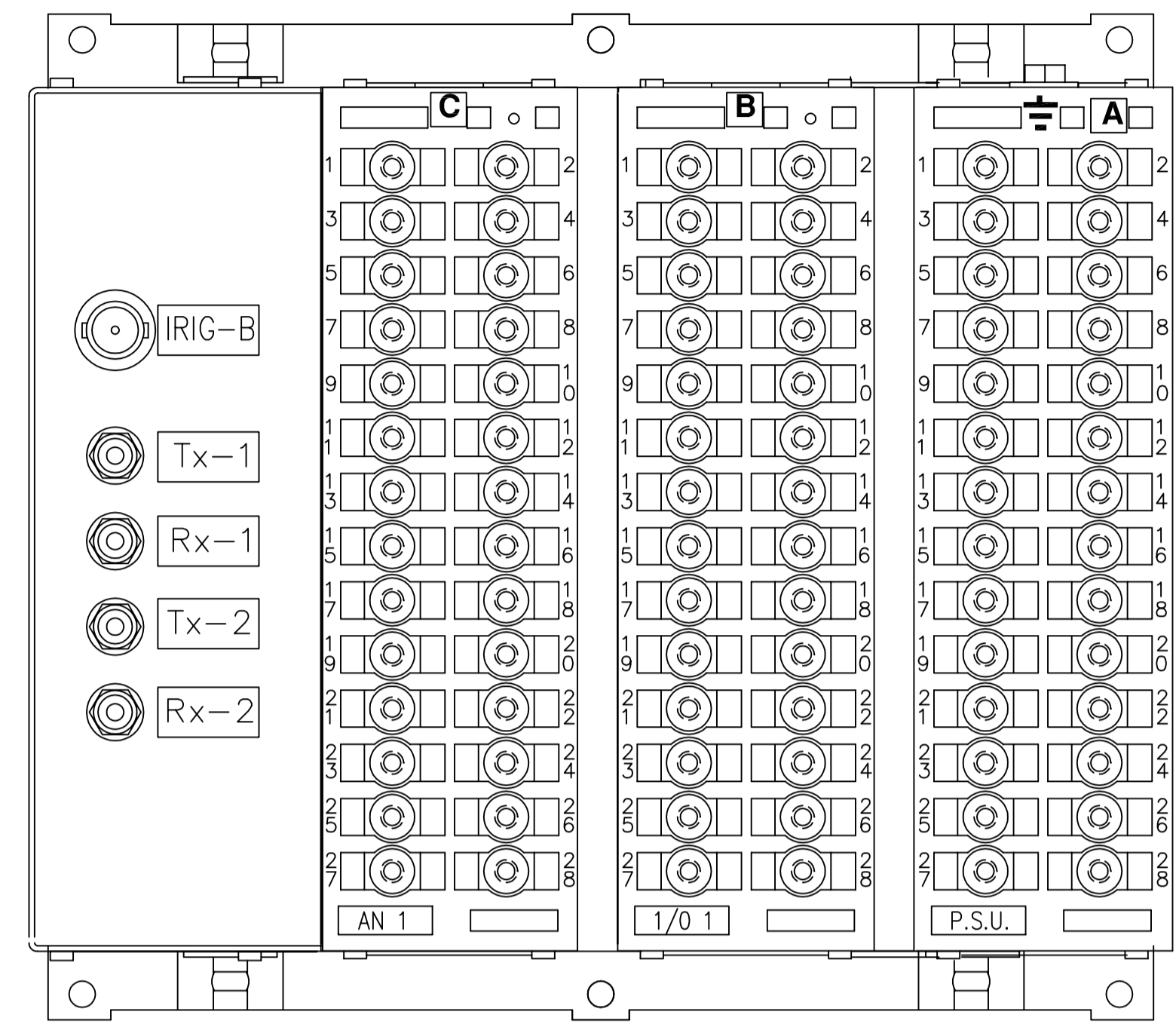


IF IN DOUBT ASK
DO NOT SCALE

A
B
C
D
E
F
G
H
J
K

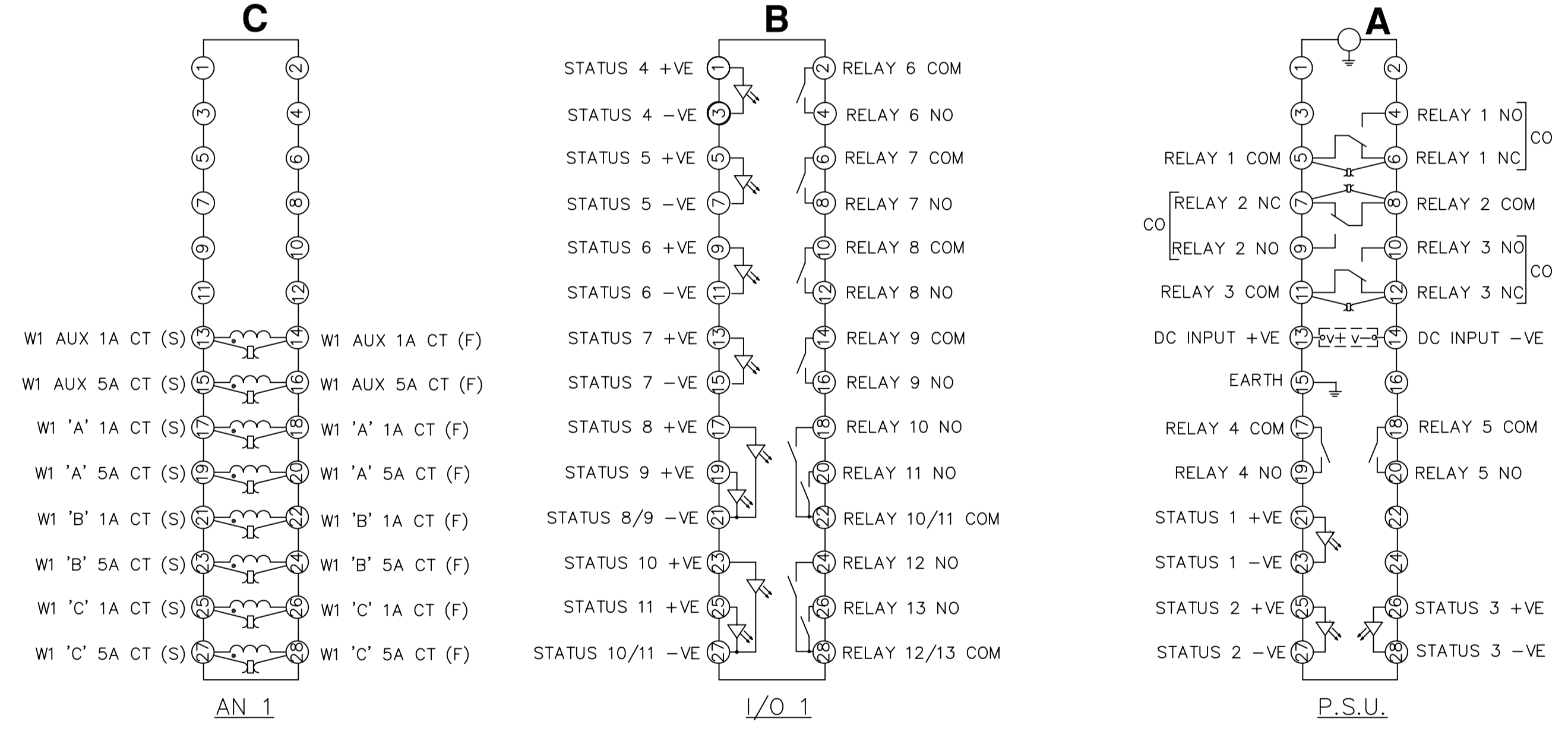
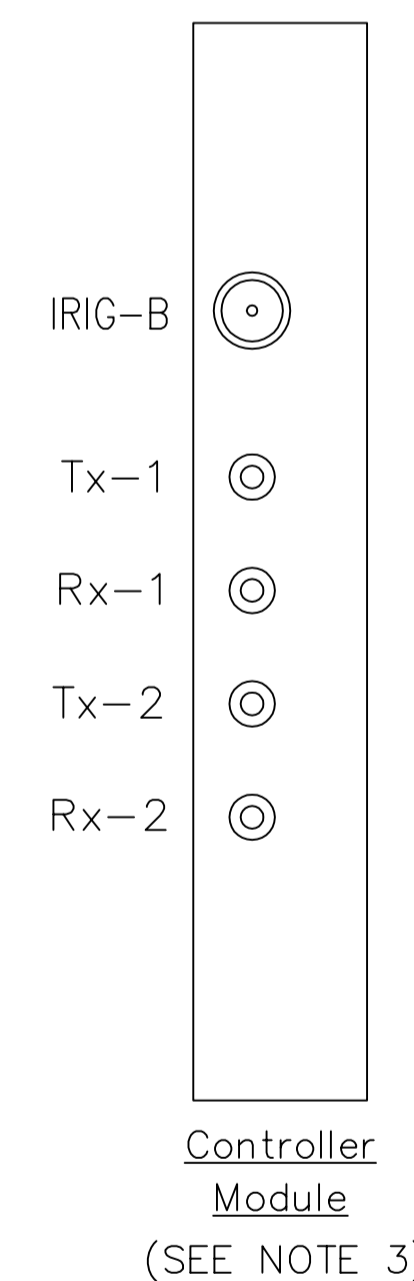


RELAY VIEWED FROM REAR

- NOTES
- TERMINALS RECOMMENDED ARE PRE INSULATED & MUST BE CRIMPED USING APPROVED TOOLING. AMP PIDG OR PLASTI GRIP FUNNEL ENTRY (RING TONGUE) FOR M4 FIXING STUD.
 - FOR OUTLINE & DRILLING DRG SEE 2995X10008 (A4).
 - IRIG-B & FIBRE OPTIC CONNECTORS MUST BE DISCONNECTED & FIXING NUTS REMOVED BEFORE WITHDRAWING CONTROLLER MODULE.

SUPPLIER	AMP	CABLE SIZE
AMP	342103	0.25-1.6 SQ MM
AMP	342143	1.0-2.6 SQ MM.

OR ANY OTHER MANUFACTURERS EQUIVALENT TERMINAL.



MODULE LABEL KEY

ANALOGUE MODULE	AN 1 etc
INPUT/OUTPUT MODULE	I/O 1 etc
P.S.U. & BASIC I/O MODULE	P.S.U.

ABBREVIATIONS

CT-CURRENT INPUTS
VT-VOLTAGE INPUTS
SI-STATUS INPUTS
CO-CHANGE OVER OUTPUT CONTACTS
NO-NORMALLY OPEN OUTPUT CONTACTS
NC-NORMALLY CLOSED OUTPUT CONTACTS

**NOT SUBJECT TO UPDATE
ONCE COPIED / PRINTED
OR DOWNLOADED**

MATERIAL:

Dimensions in millimetres ; Surface texture in micrometres.
Machine where marked ✓
For explanation of dimensions, tolerances, notes etc. see B.S.308.
Limit on untoleranced unmachined dimensions ±
Limits on untoleranced machined dimensions to B.S.4500;
i.e. up to 6±0.1; over 30 to 120±0.3; over 315±0.8;
over 6 to 30±0.2; over 120 to 315±0.5;
General unmachined angular tolerance ±

Finish:	Title:	First used on:
	TERM IDENT & WIRING DIAGRAM FOR MODULAR II PRODUCT (4CT,11SI,3CO,10NO) E8 CASE	Similar Articles:
Treatment:	VATECH REYROLLE AUTOMATION, CONTROL & PROTECTION	Supersedes:
	Original Scale: NTS	Drg. No. 2621W11006

Copyright © 2003 VATECH REYROLLE ACP Ltd. Hebburn

ISSUE	DATE	CHANGE NOTED
1	15/09/03	CHANGE
2	20/08/04	TITLE MODIFIED ONLY

2 RDW 20/08/04 TITLE MODIFIED ONLY
MNS21/2854

1 15/09/03 CHANGE
ISSUE DATE NOTED

Copyright © 2003 VATECH REYROLLE ACP Ltd. Hebburn

Drawn: MMA THER | Checked: RDW | Approved: RD. WATSON | Date: 19/9/03 | IE | OPS | PCP | Purch.Spec. | TQ | EAC | CE | STD | A1